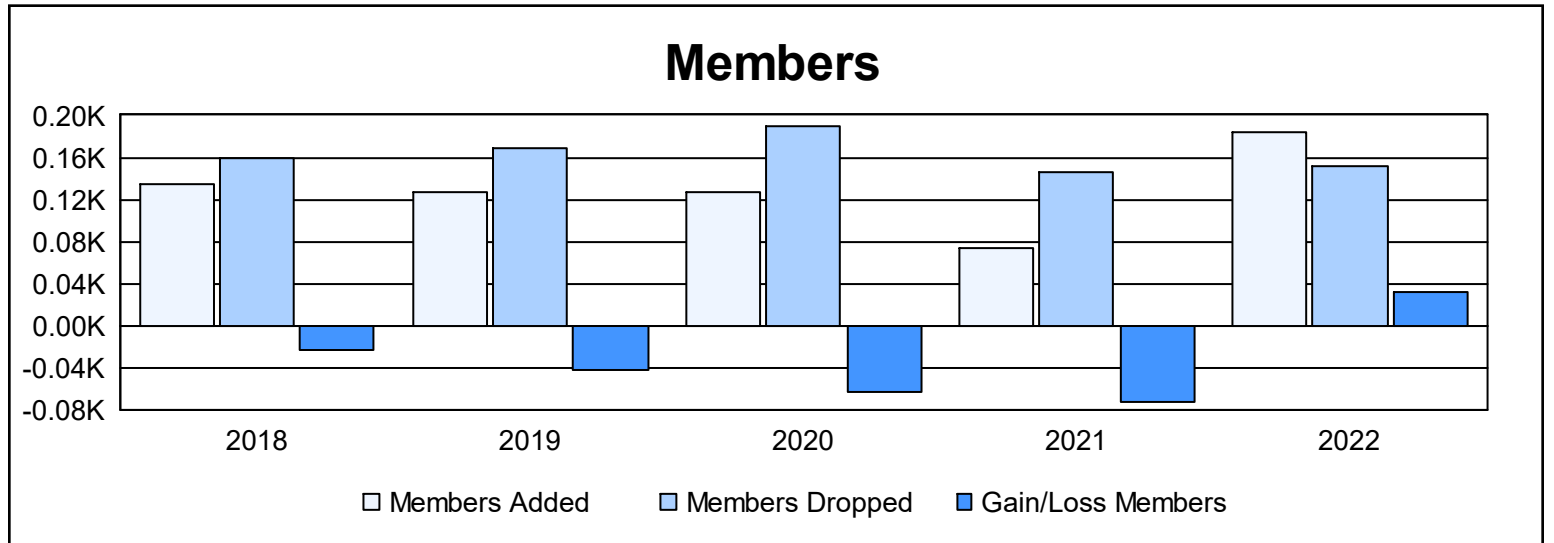
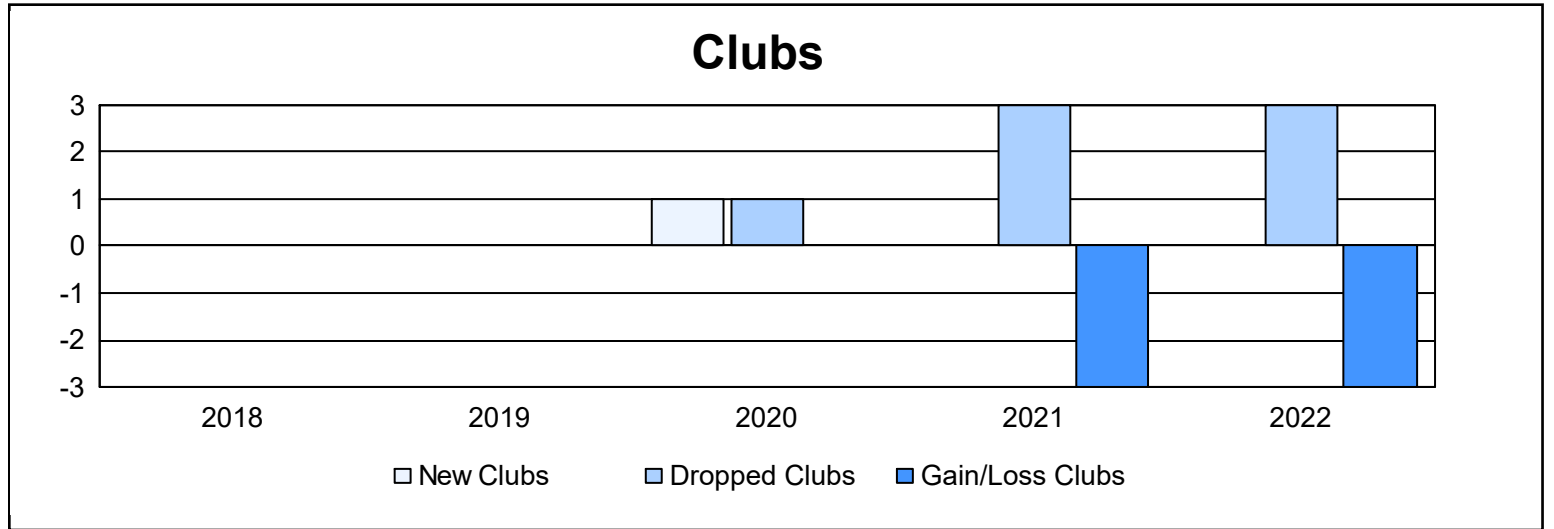
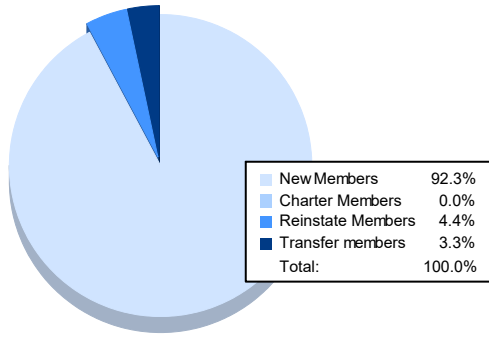


Year	New Clubs	Dropped Clubs	Gain/ Loss Clubs	New Members	Charter Members	Reinstate Members	Transfer Members	Total Member Added	Total Members Dropped	Gain/ Loss Members
2017-2018	0	0	0	125	3	5	2	135	159	-24
2018-2019	0	0	0	96	0	26	4	126	169	-43
2019-2020	1	1	0	88	22	6	10	126	189	-63
2020-2021	0	3	-3	65	1	6	1	73	146	-73
2021-2022	0	3	-3	169	0	8	6	183	152	31
<b>Average</b>	<b>0</b>	<b>1</b>	<b>-1</b>	<b>109</b>	<b>5</b>	<b>10</b>	<b>5</b>	<b>129</b>	<b>163</b>	<b>-34</b>



### Membership Composition June 2022 Cumulative



### Gender Composition June 2022 Cumulative

